

PRE-LESSON

This year's tour pre-lesson heightens and explores each of the 5 senses: sight, smell, taste, sound, and touch through a series of short 10-minute "**bell-ringer**" activities.

You can do one each day the week before your UMFA tour or do them all at one time!
We hope you and your students enjoy a journey through **the Senses!**

UMFA
UTAH MUSEUM OF
FINE ARTS




SIGHT!

Landscape Switcheroo

Explore Utah's diverse landscapes through an exciting drawing game!


To begin, spend a couple of minutes reviewing the **composition** of a work of art! (see next slide)



SIGHT!

COMPOSITION: Where things are placed in a work of art. The “putting together” of a work of art.


BACKGROUND



**MIDDLE
GROUND**



HORIZON LINE



FOREGROUND



CAN YOU FIND?

**RIGHT, LEFT, TOP, BOTTOM OF THIS PAINTING?
DIVIDE THE PAINTING IN HALF, THIRDS, QUARTERS.**



Next, spend a couple of minutes reviewing the following vocabulary about landscapes in Utah!

Vocabulary:

canyon – deep, narrow landform with steep sides, carved by a river

cliff- a steep high face of rock

cloud – a visible mass of water or ice particles suspended at a considerable altitude

desert – a large, dry region of land where few plants and animals can live

field – an area of open land, especially one planted with crops

knoll – a small hill or mound

meadow – a field where grass is grown

mesa - an isolated flat-topped hill with steep sides

mountain – a land mass that projects higher than its surroundings; a large steep hill

scrub – growth of low trees and shrubs

summit – highest point of mountain


valley – long depression between two hills

vista – height allowing view over a large expanse of land



CLOUD


MOUNTAIN SUMMIT



MOUNTAIN

SCRUB

MEADOW



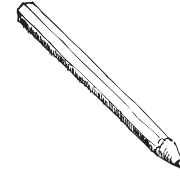
Ready for the Landscape Switcheroo?

Explore Utah's diverse landscapes through an exciting drawing game!

Everyone needs!



paper



pencil

- ◆ **Divide everyone up in pairs!**
- ◆ **One person will sit with their back facing the board!**
- ◆ **The other person will face the board!**

Each person will work in pairs to explore the sense of sight through describing in detail a Utah landscape painting while the other person draws what is being described.



SIGHT!



READY, SET... ART!

Set your Timer! Each group will have 5 minutes to sketch.

- ◆ One person (person A) will sit with their back to a UMFA artwork projected on the board (found on next slide).
- ◆ The other person (person B) will describe the artwork to them.
- ◆ Person A will draw what is being described to them in 5 minutes.
- ◆ Afterwards, the students will compare the drawing to the work of art.
- ◆ Students will switch positions and do it again.

REMEMBER! This activity is to get you looking closely at a work of art and is not about how perfect your drawing is! This activity takes practice! Be kind and have fun!



SIGHT!





HOWARD PAYNE

WRAP UP!

End the activity in a gallery stroll so everyone can see each other's work!

REMEMBER! This activity is to get you looking closely at a work of art and is not about how perfect your drawing is! This activity takes practice! Be kind and have fun!



SIGHT!