

# PRE-LESSON

This year's tour pre-lesson heightens and explores each of the 5 senses: sight, smell, taste, sound, and touch through a series of short 10-minute "**bell-ringer**" activities.

You can do one each day the week before your UMFA tour or do them all at one time!  
We hope you and your students enjoy a journey through **the Senses!**

**UMFA**  
UTAH MUSEUM OF  
**FINE ARTS**



**TOUCH!**


# Texture Touch

Discover the many textures in your classroom through touch and pattern!



Everyone needs!



paper



crayons



# TOUCH!



# READY, SET... ART!

Set your Timer! Everyone will have 7 minutes to explore the classroom looking for these textures:

**Rough**

**Smooth**

**Soft**

**Fuzzy**

**Slick**

**Bumpy**

**Squishy**

Take a rubbing of each texture with crayons!

**REMEMBER!** A **rubbing** is a copy of the **texture** of a surface made by placing a piece of paper over the texture and then **rubbing** the paper with a crayon, oil pastel, chalk, charcoal, or pencil.



**TOUCH!**

# WRAP UP!

Afterwards, pick your favorite rubbing and use it as inspiration to create your own pattern!

Cover up an entire piece of paper with your new pattern!

Hang up artwork in the classroom to celebrate texture!

**REMEMBER!** A **pattern** is something that repeats itself.  
A repeated design!



# TOUCH!