

# PRE-LESSON

This winter's tour pre-lesson explores each of the Elements of Art: color, line, shape, space, and texture through a series of short 10-minute **"bell-ringer"** activities.

You can do one each day the week before your UMFA tour or do them all at one time!  
We hope you and your students enjoy a discovery of the Elements of Art!

**UMFA**  
UTAH MUSEUM OF  
FINE ARTS



**LINE!**

# EXPLORE LINE!

What is **LINE**?

On the board, draw as many different **LINES** you can think of?



# LINE!

# EXPLORE LINE!

“A **LINE** is a dot that went for a walk.” – Paul Klee

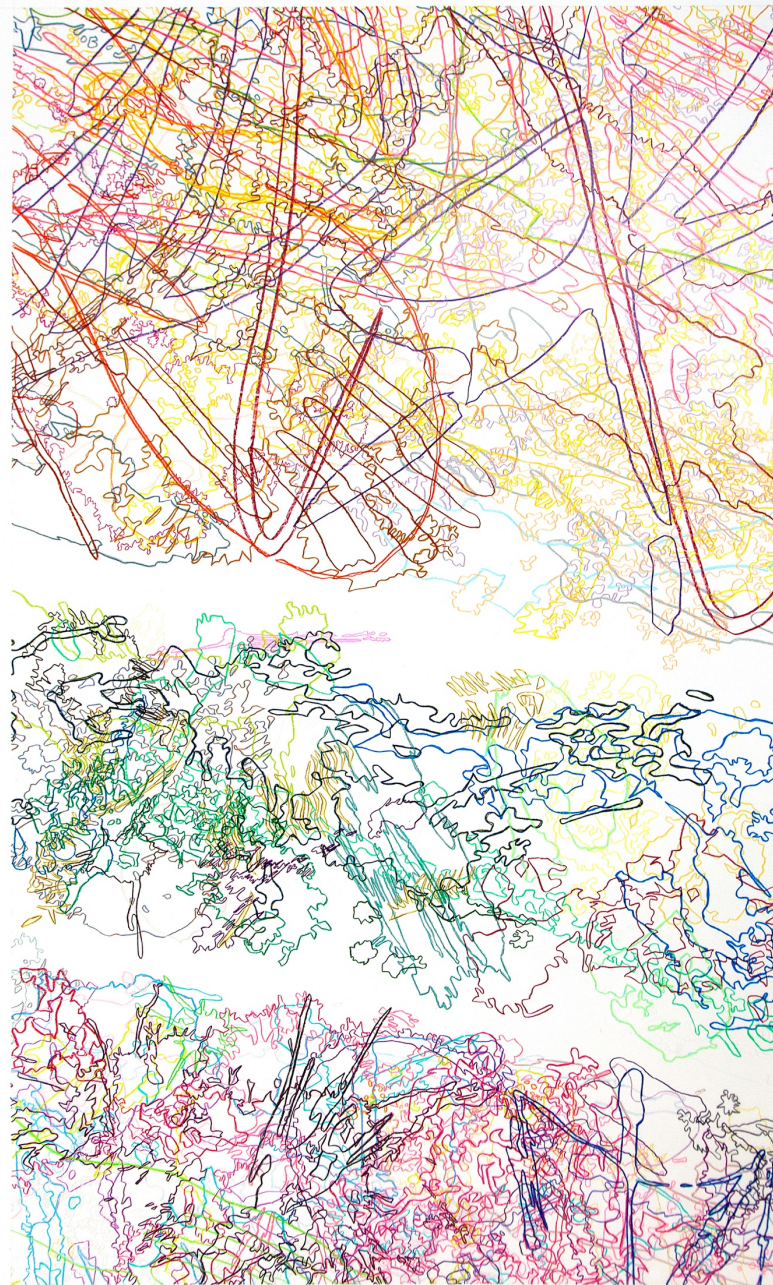
**LINE:** A mark with greater length than width. Lines can be horizontal, vertical, or diagonal; straight or curved; Thick or thin.

Spend a couple of minutes looking closely at a work of art! (see next slide)

How many different lines do you see?  
How would you describe them?



# LINE!



Ingrid Calame, **#233 drawing**,  
2006



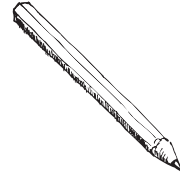
# Crazy Hair Day!

Let's create a drawing out of LINES!

Everyone needs!



paper



pencil



# LINE!

# READY, SET... ART!

- ◆ On a piece of paper draw a U-shape near the bottom of the paper.
- ◆ Next, choose 5 different kinds of lines to grow out of the U-shape.
- ◆ Repeat each line 5 times to fill up the whole space of the paper.
- ◆ Add a neck, shoulders, and a face to create a self-portrait on a **crazy hair day!**



# LINE!



# READY, SET... ART!



# LINE!

# WRAP UP!


**End the activity in a gallery stroll so everyone can see each other's work!**



**LINE!**



# Thank you to our generous sponsors!



**Rocky Mountain Power  
Foundation**

**R. HAROLD BURTON FOUNDATION**

**UMFA**  
**UTAH MUSEUM OF  
FINE ARTS**