

PRE-LESSON

HELLO! We are so excited that you are coming to the
Utah Museum of Fine Arts!

Before your field trip please prepare for your visit by doing the
following activity.

* Teachers! This activity should take about 15 minutes total.
Every student will need a piece of paper and a pencil!

UMFA
UTAH MUSEUM OF
FINE ARTS

COMPARE | CONTRAST

WELCOME TO UMFA!

To begin, please watch the 4 minute video **WELCOME TO THE UMFA!**

You can copy this link into your web browser to watch:

<https://spark.adobe.com/video/wuXuZCsk49ood>

OR visit:

<https://umfa.utah.edu/index.php/partners>

UMFA
UTAH MUSEUM OF
FINE ARTS

Fall 2019 pARTners theme is: **COMPARE | CONTRAST!**


What is COMPARE | CONTRAST?

Compare | Contrast is when you look at two or more works of art and explore how they are the same and different.

During your UMFA field trip, we are going to look at many different kinds of art and learn about them by comparing and contrasting them to other works of art.

COMPARE | CONTRAST

Let's begin by looking at some artwork from UMFA!
Take some time to look at the artworks on the next slide and
describe what you see!

 **LOOK** for small details and big ones.

In small groups, ask these questions about the artwork:

- What do you see?
- What words would you use to describe these works of art?



Nigeria, Yoruba Peoples, Crown, 20th Century UMFA2008.32.31

Indonesia/ Borneo, Beaded Baby Carrier, 20th Century
UMFA1999.55.50

Write about what you saw!

On a piece of paper, write three things in the works of art that are similar, and three that are different.



Similar

1.

2.

3.

Different

1.

2.


3.



Ready, Set... GO!

COMPARE | CONTRAST

Great work! Now let's do it again with different works of art!
As a class, take some time to look at the artworks on the next
slide and describe what you see!

 **LOOK** for small details and big ones.

THINK about what is the same
and what is different in both of these works of art!





French, Alfred-Arthur Brunel de Neuville
Mixing the Colors and Anxious Moments, 1896
 UMFA2019.3.1, UMFA2019.3.2

Write about what you saw!

On your piece of paper, write and fill in the following sentences about the works of art you just looked at:

1. _____ and _____ are different because _____.



2. _____ and _____ are alike because _____.

3. The most important difference between _____ and _____ is _____.

4. An important similarity between _____ and _____ is _____.



Ready, Set... GO!

* Teachers! Optional Lesson Extension

Now that you have written compare | contrast sentences, write two short paragraphs using the following paragraph structure:



1. _____ and _____ have many differences. The most important difference is _____. Another difference is _____. Finally, _____.

2. _____ and _____ are similar in many ways. For example, _____. Furthermore, they both _____. A final similarity is _____.



If you choose not to do the extension activity please continue to the next slide!

WRAP UP!

- In small groups read your sentences to each other. Did everyone have the same answers? Why do you think that is?
- Take a class vote on which of the four works of art is your favorite!
- You will find Museum Manners on the next slide if you would like to review them.


CONGRATULATIONS! You are ready to visit the Utah Museum of Fine Arts! We can't wait to see you!

COMPARE | CONTRAST

◆ **HAVE FUN!**

- ◆ Ask questions and share your ideas and thoughts.
- ◆ Listen to and consider the ideas of others.
- ◆ Please use indoor voices, feet, and hands in the galleries.
- ◆ Look but don't touch, oil from your fingers will damage the artwork.
- ◆ Stay with your group.
- ◆ No food, drink, or gum is permitted in the galleries.

Thank you to our generous sponsors!



*writing prompts with thanks and credit to: Teaching Made Practical

