

Pre-Lesson: Your Museum Adventure!



HELLO!

We are so excited to welcome you to the Natural History Museum of Utah (NHMU) and the Utah Museum of Fine Arts (UMFA) on a partner field trip! During your visits we are going to explore a world of art and culture in fun and interesting ways.



To prepare, please complete the following creativity warm-up:



Above | ET513.38, Benjamin Johnson, Anthropology NHMU. Left | Fritz Scholder, American, *Three Indians*, circa 1960s, oil on canvas. Purchased with funds from Friends of the Art Museum, UMFA1969.010.003.001.

Compare | Contrast (10-20 minute activity)

For this activity you will need:

- Paper (2 per student)**
- Pencil**



Compare | Contrast is when you look at two or more objects and explore how they are the same and different. Compare and contrast helps us look at our world in new ways to find surprising connections!

At NHMU we love to Compare and Contrast artifacts and natural objects...

from these artifacts and natural objects we learn...

- the history of how people lived
- how plants, animals, and their habitats changed over time
- that science is all around us



Right, detail on left | 4594, Anthropology NHMU

Previous slide | Left | _42T010FS11285, Anthropology NHMU, Right | Edmonia Lewis, (American, 1844–1907)
Left | *Hiawatha's Marriage*, 1868, marble. Right | *Old Arrow Maker*, modeled 1866, carved 1872, marble. Purchased with funds from the AHE/CI Trust and the Emma Eccles Jones Foundation, UMFA2018.2.1.



At UMFA we love to Compare and Contrast art...


and we learn that art...

- is **EVERYWHERE**
- can express emotions
and feelings
- can tell stories
- can help us learn and think
about new and exciting ideas



Above | Maria Martinez, Popovi Da, *Serpent plate*,
circa 1939, earthenware. Gift of Dr. & Mrs. Jefferson B.
Fordham, UMFA1980.131.002.

Pre-Lesson: Your Museum Adventure!



Now let's look at two objects – one from NHMU and one from UMFA!

**As a class discuss:
What do you see? What words would you use to describe these objects?**

Left and next slide | ET454, Mary Holiday
Black, Anthropology NHMU. Right and next
slide | Gilmore Scott, (Diné born 1974) *The
Monsoons Dazzle Over The Bears Ears*, 2022,
acrylic on canvas. Purchased with funds from
The Phyllis Cannon Wattis Endowment Fund,
UMFA2022.10.1

Pre-Lesson: Your Museum Adventure!

Now, write and fill in the following sentences about the objects you just looked at:

_____ and _____ are different because _____.

_____ and _____ are alike because _____.

The most important difference between _____ and _____ is _____.

A surprising similarity between _____ and _____ is

_____.



CREATIVE CHALLENGE!

Find an object in your classroom – it can be anything – a book, a pencil sharpener, coat, shoe, water bottle, etc.!

On a piece of paper, draw a picture of your object.

Now, using the same paper, create a 3D sculpture of the object. Try tearing, rolling, folding, crumpling your paper! Be creative and have fun.

Which version of the object do you like best, the original object, the drawing, or the sculpture? Why?



Wonderful job exploring Compare | Contrast!

We can't wait to see you soon on your field trip at NHMU and UMFA where we will explore both museums and learn many interesting things about our world!


Previous slide and third to left | ET245, Anthropology NHMU transparent. Previous slide and fourth to left | Merritt Johnson (born 1977, lives Sitka, AK), *Forest seed basket for present and future understanding*, 2019, handwoven black ash wood and Sitka Spruce cone seeds, purchased with funds from The Phyllis Cannon Wattis Endowment Fund, UMFA2022.5.1. Image courtesy of the artist, Accola Griefen Gallery and Patel Brown Gallery.



Please review the following Museum Manners before your visit:


- Have fun!**
- Ask questions and share your ideas and thoughts**
- Listen to and consider the ideas of others**
- Please use indoor voices, feet, and hands in the Museum's galleries**
- While at UMFA: Look but don't touch: oil from your fingers will damage objects**
- During your visit to NHMU: Look for the hand symbol for objects you can touch**
- Stay with your group**
- No food, drink, or gum is permitted in the galleries**

Thank you to our generous sponsors:



BEVERLEY TAYLOR
SORENSEN FOUNDATION

The Jeffery
and Helen Cardon
Foundation



UMFA
UTAH MUSEUM OF
FINE ARTS



**NATURAL HISTORY
MUSEUM OF UTAH**

Rio Tinto Center | University of Utah

